



FMC-2 and FMC-4

Two and Four Channel Fixed Systems Controller



FMC-4 Four Channel Fixed Systems Controller

The FMC-2 and FMC-4 controllers are designed to provide simultaneous display and alarm functions for two (FMC-2) or four (FMC-4) 4-20mA sensor transmitters. Easy to configure and user friendly, they can function as critical alarm controllers for toxic or combustible gases. The controllers are easy to install and feature a large graphical LCD display, standard 4-20mA inputs, and non-intrusive inputs for hazardous areas.

KEY FEATURES

- Accepts inputs from up to two (FMC-2) or four (FMC-4) 4-20mA sensors transmitters
- Internal power supply generates 24VDC and provides 15 watts total system power; optional 50-watt supply available
- Three independent alarm levels per channel. Relay Acknowledge feature allows silencing of external audible devices during existing alarm conditions
- Two standard SPDT common alarm relays are configurable for HORN, HIGH, WARN or FAULT
- Touch and magnetic keypad for nonintrusive operation in potentially hazardous locations
- NEMA 4X (Div. 2 certified) and explosion-proof wall mount packaging options available

APPLICATIONS:

- Petrochemical industry
- Chemical storage
- Water and Wastewater
- LPG storage
- Paint booths
- Steel mills

- **Graphic LCD display provides clear presentation of sensor data and alert notification**
- **Flexible data input and output options**
- **Multiple housing options for use in various environments**
- **Authorization mode allows locking of critical configuration variables**



Fixed gas detection systems are used to protect personnel and equipment

FMC-2 and FMC-4



Two and Four Channel Fixed Systems Controller

SPECIFICATIONS¹

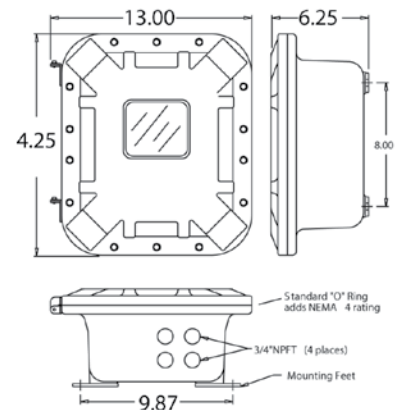
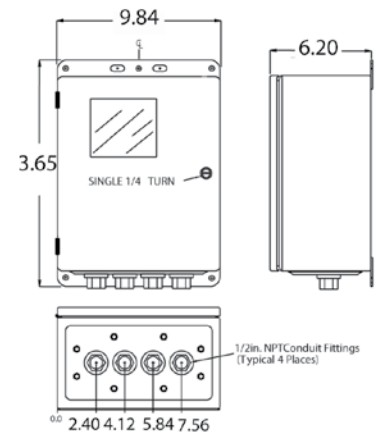
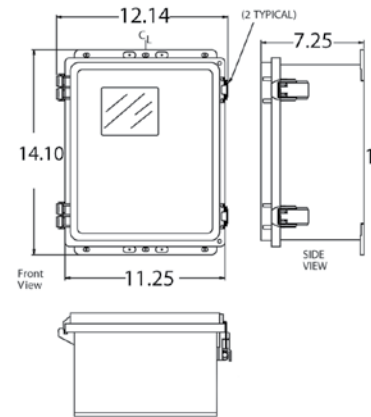
Standard Features

Inputs	Sensor input PCBs are available for dual 4-20mA. All versions may be configured for 4-20mA inputs
Alarm Relays	Two programmable, 5-Amp 30VDC or 250VAC resistive Form C
Display	128 x 64 pixel graphic LCD with backlight displays bar graphs and engineering units. Six discrete LEDs indicate alarm status for three alarms per channel
Ambient Temperature Range	-25° to +60° C (-13° to 140° F)
Power Supply	10-30VDC 12 watts max

Optional Features¹

Analog Outputs	10-bit 4-20mA output. Max load 800 ohms with nominal 24VDC power supply
Discrete Alarm Relays	Six 5-Amp 30VDC or 250VAC resistive Form C
Serial Port	Slave RS-485 port with Tx/Rx LEDs. Protocol is Modbus RTU
Audible Alarm	100dB piezo audible option ²
Visible Alarm	Division 2 xenon strobe light option ²
Power Supplies	50-Watt 24VDC external power supply 120-Watt 24VDC external power supply ²
Housing Options	NEMA 4X / IP66 non-metallic wall mount NEMA 4X / IP66 carbon-steel wall mount NEMA 4X / IP66 stainless-steel wall mount NEMA 7 explosion-proof wall mount
Approvals	CSA C22.2 No 1010.1 and 152 for combustibles and ISA S82.02; UL 1604 / C22.2 No 213 (NEMA 4X = Division 2 Groups A,B,C,D, NEMA 7 = Division 1 Groups B,C,D); EN55011 and EN61000 (CE Mark)

¹Specifications are subject to change ²These items only available with NEMA 4X Enclosure



CORPORATE HEADQUARTERS

RAE Systems by Honeywell

3775 North First Street
San Jose, CA 95134 USA
raesales@raesystems.com

DS-1091-02

WORLDWIDE SALES OFFICES

USA/Canada 1.877.723.2878
Europe +45.86.52.51.55
Middle East +00971.4.440.5949
China +86.10.5885.8788-3000
Asia Pacific +852.2669.0828

www.raesystems.com